

Y1 Home learning activities

The activities below were carefully chosen to **consolidate learning** we have recently covered in school and there are also **pre-learning tasks** to support future learning.

<p>Search the web for images and facts about amazing woodlands or forests around the world. Make a scrapbook showing the best ones.</p>	<p>Write a 'Who am I?' riddle for family and friends to solve. Write clues about a woodland animal, plant or tree.</p>	<p>Read a non-fiction book. Can you find the contents and glossary pages?</p>	<p>Practice your number bonds to 10 and to 20. Spend 10 minutes each day trying to beat your score from the day before Link to a website for practising your numberbonds: https://www.topmarks.co.uk/maths-games/hit-the-button</p>	<p>Make miniature homes and gardens for fairies and pixies from natural materials such as bark, pebbles, twigs, leaves and pine cones.</p>
<p>Sing the number bonds to 10 using the 'Baby Shark' theme tune? 1 and 9 do, do doo... Can you do number bonds to 20?</p>	<p>Compare numbers to 100 using the terms 'greater than/greatest' and 'smaller than/smallest' Compare numbers to 100 using the terms 'more than' and 'less than'</p>	<p>Research evergreen and deciduous trees. Once you know what they are tell your family what the words 'evergreen' and 'deciduous' mean.</p>	<p>Estimate how many cups of water are needed to fill a large pan. Investigate to see if you are correct.</p>	<p>Create/ draw your own clock adding the numbers 1 to 12 on the outside. Make a long (minute) hand and a short (hour) hand. Practice telling the time o'clock and half past the hour.</p>
<p>Measure the length or height of small trees or bushes, sticks, twigs and leaves found in your garden, local park or woodland.</p>	<p>Find out about famous artists who use the woodland for inspiration.</p>	<p>Write instructions for making a sandwich. Can you include imperative (bossy) verbs and time conjunctions?</p>	<p>Count in multiples of 2, 5 and 10 Use raisins, grapes, cereal pieces etc... to help you practise counting in multiples of 2, 5 & 10. Once you've done it with the objects, draw out circles to help you practise counting in 2s, 5s and 10s.</p>	<p>Improving Vocabulary Read a story and write any words that you do not know the meaning of. Can an adult help you to find out the meaning of these words?</p>
<p>Follow a recipe with an adult and carefully measure out all the ingredients you use.</p>	<p>Can you recognise, read and write numbers to 100? Ask a grown up to set you challenges to show how much you know.</p>	<p>Write down the 2 and 10 times tables. Challenge: Can you write down the 5 times tables?</p>	<p>Description Write a description of your favourite toy. Remember to use a range of adjectives.</p>	<p>One Minute Challenge How many times can you hop in one minute? Try it again. Can you beat your score? Challenge: What else can you do in one minute?</p>
<p>Fairytales Story Can you re-write/draw the story of Little Red Riding Hood.</p>	<p>Design an alien. What type of words does it like to eat? Write your alien words them around the picture.</p>	<p>Poetry Write a poem about a plant or mini-beast.</p>	<p>Find 1 more/1 less from a number between 1 and 100 Can you find 10 more/10 less too?</p>	<p>Question Sentences Choose a character from a Fairytale story. Write three questions that you would like to ask them?</p>

Useful websites we use in school

We use these websites on a daily basis in class, the children are especially used to accessing the phonics and maths games:

<https://www.ictgames.com/>

<https://www.topmarks.co.uk/>

<https://www.oxfordowl.co.uk/for-home/>

<https://www.phonicsplay.co.uk/>

<https://www.bbc.co.uk/bitesize/levels/z3g4d2p>

Healthy Body, Healthy Mind

<https://www.bbc.co.uk/teach/supermovers>

- especially the 2, 5 and 10 times tables songs

<https://www.gonoodle.com/>

<https://www.youtube.com/watch?v=14ou-fplEi4>

Programmes

Cbeebies:

Numberblocks

Alphablocks

Andy's adventures (lots of different ones)










Maddie's did you know?

Junk Rescue

...and many more!

Secret life of the zoo.

Fun extra activities you can try at home

<p>Get building! You could build a Lego model, a tower of playing cards or something else!</p>	<p>Start a nature diary. Look out of the window each day and keep note of what you see. Birds, flowers, changes in the weather, what else?</p>	<p>Build a reading den. Find somewhere cosy, snuggle up and read your favourite book!</p> 
<p>List making! Write a list of things that make you happy, things you're grateful for or things you are good at.</p> 	<p>Use an old sock to create a puppet. Can you put on a puppet show for someone?</p> 	<p>Hold a photo session. Use a camera or a mobile phone to take some snaps. What will you photograph? Your pets or toys perhaps?</p>
<p>Do something kind for someone. Can you pay them a compliment, make them something or help them with a task?</p> 	<p>Design and make an obstacle course at home or in the garden. How fast can you complete it?</p> 	<p>Design and make a homemade board game and play it with your family.</p> 
<p>Can you create a story bag? Find a bag and collect items to go in it that relate to a well-known story. If you can't find an item, you could draw a picture to include.</p>	<p>Can you invent something new? Perhaps a gadget or something to help people? Draw a picture or write a description.</p>	<p>Make a list of all the electrical items in each room of your home. Can you come up with any ideas to use less electricity?</p>
<p>Keep moving! Make up a dance routine to your favourite song.</p> 	<p>Read out loud to someone. Remember to read with expression.</p> 	<p>Take your family for a woodland walk near your home. Take photographs of interesting flowers or trees to show your friends at school.</p>
<p>Get sketching! Find a photograph or picture of a person, place or object and sketch it.</p> 	<p>Junk modelling! Collect and recycle materials such as yoghurt pots, toilet rolls and boxes and see what you can create with them.</p>	<p>Draw a map of your local area and highlight interesting landmarks.</p> 
<p>Write a postcard to your teacher. Can you tell them what you have been up to?</p>	<p>Draw a view. Look out of your window and draw what you see.</p> 	<p>Get reading! What would you most like to learn about? Can you find out more about it in books? Can you find a new hobby?</p>
<p>Write a song or rap about your favourite subject.</p> 	<p>Have a teddy bears picnic</p>	<p>Plant seeds and bulbs ready for spring</p>
<p>Make a word search Can you include your name in it?</p>	<p>Build a zoo using recycled items or building materials e.g. Lego</p>	<p>Make your own jigsaw. Draw a picture and cut it into big pieces to make a jigsaw.</p>