





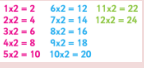

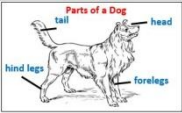













Year 3 Homework - Autumn Term 2020

This year, we are approaching homework slightly differently. Below are some tasks that your children can complete over the term, and either bring it in or upload it to SeeSaw when they have completed a task. The children do not have to complete all of these tasks, but two a week would be a good rule. We hope you enjoy these tasks!

Reading	Writing	Mathematics	Learning Context
<p>Write a book review of something you have read. What did you like/dislike about the book and why?</p> 	<p>Write a letter to your teacher about what you are looking forward to this year.</p> 	<p>How many numbers can you make from the digits 1, 2 and 3? What about 1, 2, 3 and 4? Choose your own digits and see how many numbers you can create!</p> 	<p>Create a 3D model of one of the ancient pyramids.</p> 
<p>Make a prediction of what is going to happen next in the book that you are reading.</p> 	<p>Write a postcard as if you were sending it from Ancient Egypt!</p> 	<p>What times table are you learning? Practise them - write them down in order and mixed up.</p> 	<p>Draw or paint a picture of something from ancient Egypt.</p> 
<p>If you are reading a non-fiction book, create a diagram (a labelled picture) of something you have learned.</p> 	<p>Write a story that includes a Pharaoh in it.</p> 	<p>Research different 2D shapes and find facts about them, such as how many sides and angles they have.</p> 	<p>Use some simple resources to make some Egyptian jewellery.</p> 
<p>Take a character from your book and explain what type of person you think they are. Use the evidence in the book to explain why you think this.</p> 	<p>Create some sentences that use adverbs in them.</p> <p style="text-align: center;"> happily carefully very sadly loudly joyfully angrily quietly carelessly energetically nervously </p>	<p>Create addition questions and show how you can use inverse to write subtraction questions, e.g.</p> <p>$3 + 5 = 8$ $8 - 5 = 3$</p> <div style="border: 1px solid black; padding: 5px; display: inline-block;"> <p style="text-align: center;">inverse</p> <p style="text-align: center;">+ -</p> <p style="text-align: center;">opposite</p> </div>	<p>Build an ancient Egyptian monument out of Lego!</p> 
<p>Draw a picture of your book setting or characters, based on the descriptions in the book.</p> 	<p>Write some sentences that include some of the spellings you have been given to learn.</p> 	<p>Keep on practising telling the time. Watch the clock at home and write down ten times you know throughout the day for a grown up to check. Make a clock with moving hands!</p> 	<p>Can you make Egyptian honey bread?</p> <p>https://www.food.com/recipe/egyptian-palace-bread-dessert-232757</p> 
<p>Make a quiz of ten questions about a book you have read.</p> 	<p>Write a diary about discovering the tomb of Tutankhamun.</p> 	<p>Play shopkeepers with a family member. Learn all the different coins and notes. Pay different amounts and work out change.</p> 	<p>Can you write your name in Egyptian hieroglyphics?</p> 